







-  Window
-  Door
-  Interior Wall
-  Exterior Wall

MAIN RESIDENCE
MAIN LEVEL
 4,575 SQ FT

264 W Stafford Road
Westlake Village

6 Bed | 6 Bath | 2 Half Bath



Rendering by Arcdimension. Compass is a licensed real estate broker and abides by Equal Housing Opportunity laws. All material presented herein is intended for informational purposes only. Information is compiled from sources deemed reliable but is subject to errors, omissions, changes in price, condition, sale, or withdraw without notice. No statement is made as to accuracy of any description. All measurements and square footages are approximate. Exact dimensions can be obtained by retaining the services of an architect or engineer. This is not intended to solicit property already listed.